

**TECHNICAL MANUAL**

**ORGANIZATIONAL, DIRECT SUPPORT, AND GENERAL SUPPORT MAINTENANCE  
REPAIR PARTS AND SPECIAL TOOLS LISTS**

**FOR**

**VOLTMETERS**

**AN/USM-265 (NSN 6625-00-935-4294)**

**ME-459/U (NSN 6625-00-229-0457)**

**AND**

**ME-465/U (NSN 6625-00-995-7716)**

---

**HEADQUARTERS, DEPARTMENT OF THE ARMY**

**15 AUGUST 1978**



TECHNICAL MANUAL }  
No. 11-6625-1538-24P }

HEADQUARTERS  
DEPARTMENT OF THE ARMY  
WASHINGTON, DC, 15 August 1978

ORGANIZATIONAL, DIRECT SUPPORT, AND GENERAL SUPPORT MAINTENANCE  
REPAIR PARTS AND SPECIAL TOOLS LISTS  
FOR  
VOLTMETERS

AN/USM-265 (NSN 6625-00-935-4294)

ME-459/U (NSN 6625-00-229-0457)

AND

ME-465/U (NSN 6625-00-995-7716)

*Current as of 13 February 1978*

REPORTING OF ERRORS

You can improve this manual by recommending improvements using DA Form 2028-2 located in the back of the manual. Simply tear out the self-addressed form, fill it out as shown on the sample, fold it where shown, and drop it in the mail.

If there are no blank DA Forms 2028-2 in the back of your manual, use the standard DA Form 2028 (Recommended Changes to Publications and Blank Forms) and forward to the Commander, US Army Communications and Electronics Materiel Readiness Command, ATTN: DRSEL-MA-Q, Fort Monmouth, NJ 07703.

In either case a reply will be furnished direct to you.

	Page	Illus. Figure
SECTION. I. Introduction .....	1	
II. Repair parts list .....	5	
GROUP 00 Voltmeters AN/USM-265, ME-459/U, ME-465/U .....	5	1-4
SECTION III. Special tools list (Not applicable)		
IV. National stock number and part number index .....	17	

• This manual supersedes TM 11-6625-1538-24P, 9 January 1976.



## SECTION I INTRODUCTION

---

### 1. Scope

This manual lists spares and repair parts; special tools; special test, measurement, and diagnostic equipment (TMDE), and other special support equipment required for performance of organizational, direct support, and general support maintenance of the AN/USM-265, ME-459/U and ME465/U. It authorizes the requisitioning and issue of shares and repair parts as indicated by the source and maintenance codes.

### 2. General

This Repair Parts and Special Tools List is divided into the following sections:

*a. Section II. Repair Parts List.* A list of spares and repair parts authorized for use in the performance of maintenance. The list also includes parts which must be removed for replacement of the authorized parts. Parts lists are composed of functional groups in numeric sequence, with the parts in each group listed in figure and item number sequence.

*b. Section III. Special Tools List.* Not applicable.

*c. Section IV. National Stock Number and Part Number Index.* A list, in National item identification number (NIIN) sequence, of all National stock numbers (NSN) appearing in the listings, followed by a list, in alphameric sequence, of all part numbers appearing in the listings. National stock numbers and part numbers are cross-referenced to each illustration figure and item number appearance.

### 3. Explanation of Columns

*a. Illustration.* This column is divided as follows :

(1) *Figure number.* Indicates the figure number of the illustration on which the item is shown.

(2) *Item number.* The number used to identify item called out in the illustration.

*b. Source, Maintenance, and Recoverability (SMR) Codes.*

(1) *Source code.* Source codes indicate the manner of acquiring support items for maintenance, repair, or overhaul of end items. Source codes are entered in the first and second positions of the Uniform SMR Code format as follows:

#### *Code*

#### *Definition*

PA-Item procured and stocked for anticipated or known usage.

XD-A support item that is not stocked. When required, item will be procured through normal supply channels.

### NOTE

Cannibalization or salvage may be used as a source of supply for any items source coded above except those coded XA and aircraft support items as restricted by AR 700-42.

(2) *Maintenance code.* Maintenance codes are designed to indicate the levels of maintenance authorized to USE and REPAIR support items. The maintenance codes are entered in the third and fourth positions of the Uniform SMR Code format as follows:

(a) The maintenance code entered in the third position will indicate the lowest maintenance level authorized to remove, replace, and use the support item. The maintenance code entered in the third position will indicate one of the following levels of maintenance:

#### *Code*

#### *Application/Explanation*

O-Support item is removed, replaced, used at the organizational level.

H-Support item is removed, replaced, used at the general support level.

(b) The maintenance code entered in the fourth position indicates whether the item is to be repaired and identifies the lowest maintenance level with the capability to perform complete repair (i.e., all authorized maintenance functions). This position will contain one of the following maintenance codes:

#### *Code*

#### *Application/Explanation*

H-The lowest maintenance level capable of complete repair of the support item is the direct support level.

Z-Nonreparable. No repair is authorized.

(3) *Recoverability code.* Recoverability codes are assigned to support items to indicate the dis-

position action on unserviceable items. The recoverability code is entered in the fifth position of the Uniform SMR Code format as follows:

*Recoverability codes*

*Definition*

Z-Nonreparable item, When unserviceable, condemn and dispose at the level indicated in position 3.

H-Reparable item. When uneconomically reparable, condemn and dispose at the general support level.

*c. National Stock Number.* Indicates the National stock number assigned to the item and will be used for requisitioning purposes.

*d. Part Number.* Indicates the primary number used by the manufacturer (individual, company, firm, corporation, or Government activity), which controls the design and characteristics of the item by means of its engineering drawings, specifications, standards, and inspection requirements to identify an item or range of items.

**NOTE**

When a stock numbered item is requisitioned, the repair part received may have a different part number than the part being replaced.

*e. Federal Supply Code for Manufacturer (FSCM).* The FSCM is a 5-digit numeric code listed in SB 708-42 which is used to identify the manufacturer, distributor, or Government agency, etc.

*f. Description.* Indicates the Federal item name and, if required, a minimum description to identify the item. When the part to be used differs between serial numbers of the same model, the effective serial numbers are shown as the last line of the description.

*g. Unit of Measure (U/M).* Indicates the standard of the basic quantity of the listed item as used in performing the actual maintenance function. This measure is expressed by a two-character alphabetical abbreviation (e.g, ea, in, pr, etc.). When the unit of measure differs from the unit of issue, the lowest unit of issue that will satisfy the required units of measure will be requisitioned.

*h. Quantity Incorporated in Unit.* Indicates the quantity of the item used in the breakout shown on the illustration figure, which is prepared

for a functional group, subfunctional group, or an assembly.

**4. Special Information**

a. Usable on codes are shown in the description column. Uncoded items are applicable to all models. Identification of the usable on codes used in this publication are:

<i>Code</i>	<i>Used on</i>
5JD	AN/USM-265
5JE	ME-459/U
5JF	ME-465/U

*b.* The following publication pertains to the AN/USM-265, ME-459/U, and ME-465/U and their components:

TM 11-6625-1538-15, Hewlett-Packard AC Voltmeter, Models 400E and 400EL

**5. How to Locate Repair Parts**

a. When National stock number or part number is unknown.

(1) *First.* Using the table of contents, determine the functional group within which the item belongs. This is necessary since illustrations are prepared for functional groups and listings are divided into the same groups.

(2) *Second.* Find the illustration covering the functional group to which the item belongs.

(3) *Third.* Identify the item on the illustration and note the illustration figure and item number of the item.

(4) *Fourth.* Using the Repair Parts Listing, find the figure and item number noted on the illustration.

b. When National stock number or part number is known.

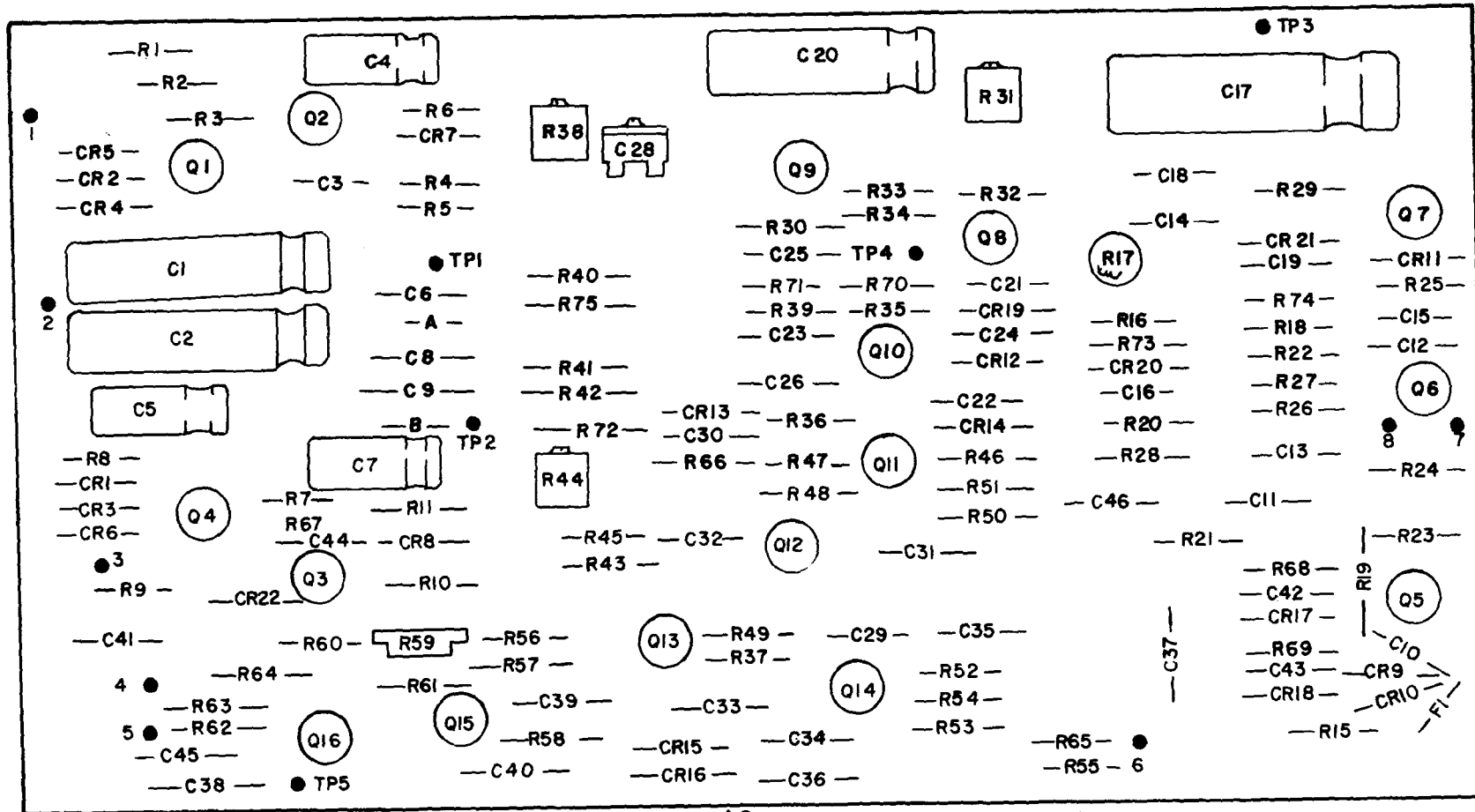
(1) *First.* Using the Index of National Stock Numbers and Part Numbers, find the pertinent National stock number or part number. This index is in NIIN sequence followed by a list of part numbers in alphameric sequence, cross-referenced to the illustration figure number and item number.

(2) *Second.* After finding the figure and item number, locate the figure and item number in the repair parts list.

**6. Abbreviations**

Not applicable.



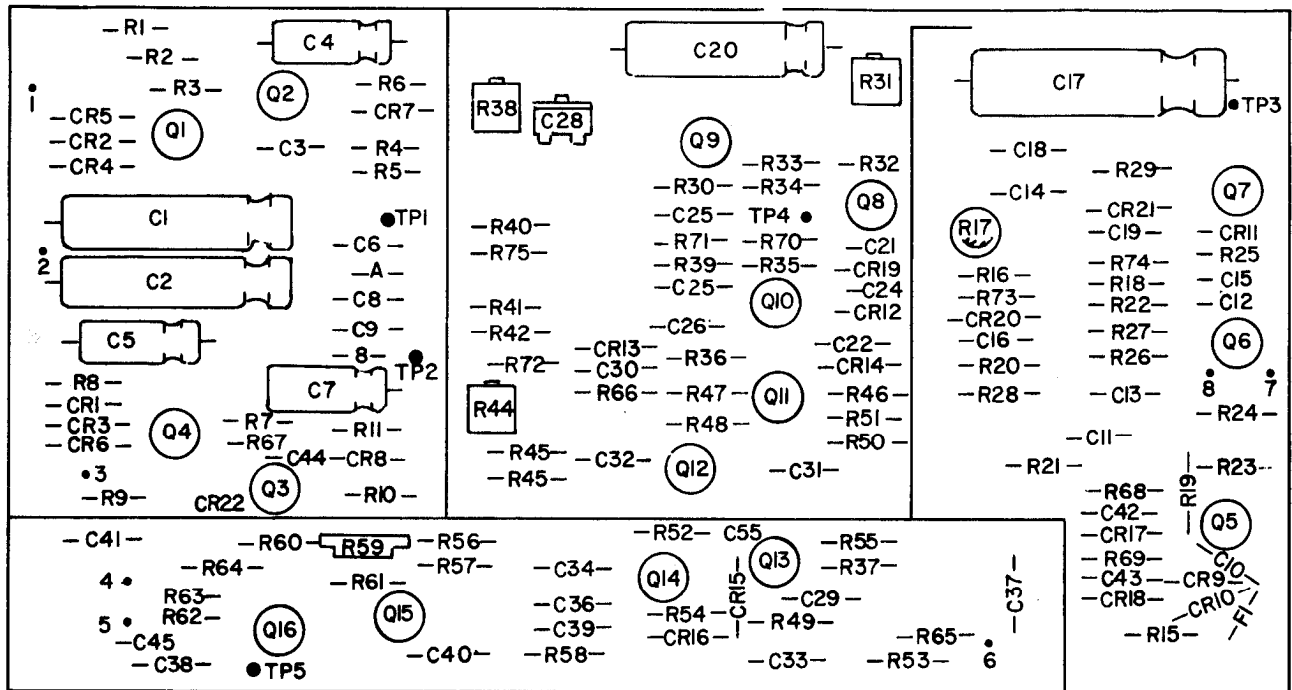


A2  
 A. PART NO. 00400-66521

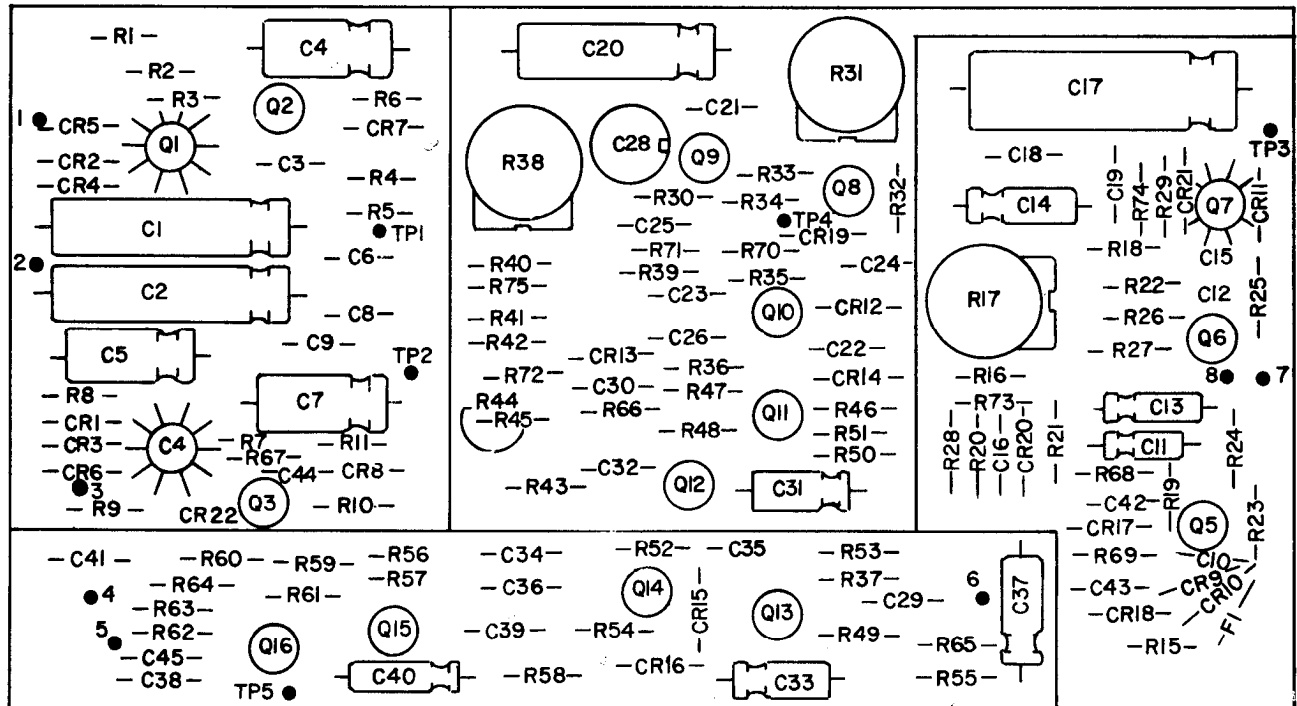
ELONFOOI

Figure 1. Voltmeter AN/USM-265, ME-459/U, ME-465/U, Voltmeter Board  
 (Sheet 1 of 3).





A2  
B. PART NO. 00400-6651I



A2  
C. PART NO. 00400-6650I

REV. E

ELONFO06

Figure 1. Voltmeter AN/USM-265, ME-459/U, ME-465/U, Voltmeter Board (Sheet 2 of 3).

REF. DES.	ITEM NO.	REF. DES.	ITEM NO.	REF. DES.	ITEM NO.	REF. DES.	ITEM NO.	REF. DES.	ITEM NO.	REF. DES.	ITEM NO.	REF. DES.	ITEM NO.	REF. DES.	ITEM NO.
A2	1	C20	17	C41	6	CR15	39	Q12	51	R19	63	R39	79	R59	95
C1	2	C21	18	C42	29	CR16	39	Q13	51	R20	64	R40	80	R60	96
C2	2	C22	6	C43	29	CR17	40	Q14	52	R21	65	R41	81	R61	97
C3	3	C23	19	C44	3	CR18	40	Q15	52	R22	66	R42	82	R62	98
C4	4	C24	20	C45	30	CR19	41	Q16	52	R23	67	R43	83	R63	75
C5	5	C25	21	C46	31	CR20	36	R1	53	R24	67	R44	84	R64	65
C6	6	C26	18	CR1	32	CR21	36	R2	54	R25	68	R45	85	R65	99
C7	4	C28	22	CR2	32	CR22	34	R3	54	R26	69	R46	86	R66	100
C8	7	C29	6	CR3	32	F1	42	R4	55	R27	70	R47	87	R67	101
C9	7	C30	23	CR4	32	Q1	43	R5	56	R28	64	R48	88	R68	102
C10	8	C31	24	CR5	32	Q2	44	R6	57	R29	68	R49	86	R69	102
C11	9	C32	13	CR6	32	Q3	45	R7	54	R30	71	R50	89	R70	103
C12	10	C33	25	CR7	33	Q4	46	R8	54	R31	63	R51	90	R71	96
C13	11	C34	26	CR8	34	Q5	47	R9	53	R32	72	R52	77	R72	104
C14	12	C35	18	CR9	35	Q6	48	R10	57	R33	73	R53	65	R73	105
C15	13	C36	26	CR10	35	Q7	49	R11	58	R34	74	R54	91	R74	105
C16	14	C37	11	CR11	34	Q8	44	R15	59	R35	75	R55	54	R75	106
C17	15	C38	6	CR12	36	Q9	50	R16	60	R36	76	R56	92		
C18	7	C39	27	CR13	37	Q10	49	R17	61	R37	77	R57	93		
C19	16	C40	28	CR14	38	Q11	48	R18	62	R38	78	R58	94		

ELONF002

Figure 1. Voltmeter AN/USM-265, ME-459/U, ME-465/U, Voltmeter Board (Sheet 3 of 3).

SECTION II (1) ILLUSTRATION		(2)	(3)	TM11-6625-1538-24P		(6)	(7)	(8)
(a) FIG NO.	(b) ITEM NO.	SMR CODE	NATIONAL STOCK NUMBER	PART NUMBER	FSCM	DESCRIPTION	USABLE ON CODE	QTY INC IN UNIT
						GROUP OO VOLTMETER AN/USM 265,ME-459/U, ME-465/U		
1	1	XDHXX		00400-66511	28480	PRINTED CIRCUIT BD USED ON S/N 1131A12603 AND BELOW	EA	1
1	1	PAHHH	6625-00-077-2397	00400-66501	28480	CIRCUIT CARD ASSY USED ON S/N 0949A11853 AND BELOW	EA	1
1	1	PAHHH	4931-00-591-0162	00400-66521	28480	PRINTED CIRCUIT BD USED ON S/N 1131A12604 AND ABOVE	EA	1
1	2	PAHZZ	5910-00-766-6271	30D36978	56289	CAPACITOR, ELCTLT	EA	2
1	3	PAHZZ	5910-00-784-0927	0150-0050	28480	CAPACITOR, FXD, CER	EA	2
1	4	PAHZZ	5910-00-929-7761	40DD36039	56289	CAPACITOR, ELCTLT	EA	2
1	5	XDHZZ		30D107G015DC2	56289	CAPACITOR, ELCTLT	EA	1
1	6	PAHZZ	5910-00-752-4172	SM4-.7NF	14433	CAPACITOR, ELCTLT	EA	5
1	7	PAHZZ	5910-00-061-7119	SM1-.8NF	14433	CAPACITOR, ELCTLT	EA	3
1	8	PAHZZ	5910-00-728-2215	845-222Y5V0-1042	72892	CAPACITOR, FXD, CER	EA	1
1	9	PAHZZ	5910-00-864-8416	30D105G0258A2-DS M	56289	CAPACITOR, FIXED	EA	1
1	10	PAHZZ	5910-00-774-7319	RDM15E820J3C	72136	CAPACITOR, FIXED	EA	1
1	10	PAHZZ	5910-00-914-2606	RDM15F111J3C	72136	CAPACITOR, FIXED USED ON S/N 536-0204 AND BELOW	EA	1
1	11	XDHZZ		K100J108	81856	CAPACITOR, ELCTLT	EA	2
1	12	PAHZZ	5910-00-889-4854	30D106G025BB4	56289	CAPACITOR, FIXED	EA	1
1	13	PAHZZ	5910-00-075-9238	CM10ED390G03	81349	CAPACITOR, FXD, MICA	EA	2
1	14	PAHZZ	5910-00-064-3446	15D224Y9035A2	56289	CAPACITOR, ELCTLT	EA	1
1	15	PAHZZ	5910-00-064-3446	39D507G010EJ4	56289	CAPACITOR, FIXED	EA	1
1	16	PAHZZ	5910-00-950-6822	0150-0121	28480	CAPACITOR, FXD, CER	EA	1
1	17	PAHZZ	5910-00-852-3015	30D595DSM	56289	CAPACITOR, ELCTLT	EA	1
1	18	PAHZZ	5910-00-931-6190	TAO-UFP80M20PCT	91418	CAPACITOR, FXD, CER	EA	3
1	19	XDHZZ		RDM15C201J3C	00853	CAPACITOR, FXD, MICA	EA	1
1	20	PAHZZ	5910-00-068-3923	RDM15C120J5C	00853	CAPACITOR, FXD, MICA SELECT	EA	1
1	20	PAHZZ	5910-00-127-1433	CM10CD180J03	81349	CAPACITOR, FXD, MICA SELECT	EA	1
1	20	PAHZZ	5910-00-134-0621	CM10FD201G03	81349	CAPACITOR, FXD, MICA SELECT	EA	1
1	20	PAHZZ	5910-00-957-8578	CM05ED240J03	81349	CAPACITOR, FXD, MICA SELECT	EA	1
1	21	XDHZZ		GA2-2PFFORM10PCT	78468	CAPACITOR, FXD, CER	EA	1
1	22	XDHZZ		538-006	72982	CAPACITOR, VAR, CER SELECT	EA	1
1	22	PAHZZ	5910-00-764-2365	0130-0016	28480	CAPACITOR, VARIAB SELECT	EA	1
1	23	PAHZZ	5910-00-852-2655	RDM15C150J5C	00853	CAPACITOR, FIXED	EA	1
1	24	PAHZZ	5910-00-053-1342	150D186Y9035R2	56289	CAPACITOR, ELCTLT OR	EA	1
1	24	XDHZZ		150D206X9035R2	56289	CAPACITOR, FIXED, ELE	EA	1
1	24	PAHZZ	5910-00-076-6493	150D196X503R2	56289	CAPACITOR, ELCTLT OR	EA	1
1	24	XDHZZ		15D226X9035R2	56289	CAPACITOR, ELCTLT OR	EA	1
1	25	PAHZZ	5910-00-053-1342	150D186X9035R2	56289	CAPACITOR, FIXED	EA	1
1	26	PAHZZ	5910-00-852-3031	150D406X501B2	56289	CAPACITOR, ELCTLT	EA	2
1	27	PAHZZ	5910-00-007-2002	150D225X0020A2	56289	CAPACITOR, FIXED	EA	1

SECTION II (1) ILLUSTRATION				TM11-6625-1538-24P							
(a) FIG NO.	(b) ITEM NO.	(2) SMR CODE	(3) NATIONAL STOCK NUMBER	(4) PART NUMBER	(5) FSCM	(6) DESCRIPTION	(7) USABLE ON CODE	U/M	(8) QTY INC IN UNIT		
1	28	PAHZZ	5910-00-851-6017	30D346G006BB4	56289	CAPACITOR, ELCTLT		EA	1		
1	29	PAHZZ	5910-00-852-2987	801-000Y5S-202M	72982	CAPACITOR, FXD, CER USED ON S/N 536-0204 AND BELOW		EA	2		
1	30	PAHZZ	5910-00-914-2604	0140-0199	28480	CAPACITOR, FIXED		EA	1		
1	31	PAHZZ	5910-00-068-3923	0140-0201	28480	CAPACITOR, FXD, MICA		EA	1		
1	32	XDHZZ		D6238	93332	SEMICONDUCTOR DEVIC		EA	6		
1	33	PAHZZ	5961-00-078-1543	S210939-138	04713	SEMICONDUCTOR, DIODE		EA	1		
1	34	PAHZZ	5961-00-978-7468	D3072	93332	SEMICONDUCTOR		EA	3		
1	35	PAHZZ	5961-00-717-3670	SG5178	03877	SEMICONDUCTOR		EA	2		
1	36	XDHZZ		S210939-251	06486	SEMICONDUCTOR, DIODE		EA	3		
1	37	PAHZZ	5961-00-078-1544	1902-0182	28480	SEMICONDUCTOR, DIODE		EA	1		
1	38	PAHZZ	5961-00-931-6996	CD35727	15818	SEMICONDUCTOR		EA	1		
1	39	PAHZZ	5961-00-927-5507	1901-0347	28480	SEMICONDUCTOR		EA	2		
1	40	XDHZZ		S210939-94	04713	SEMICONDUCTOR, DIODE		EA	2		
1	41	PAHZZ	5961-00-460-5715	FZ1641	34148	SEMICONDUCTOR		EA	1		
1	42	PAOZZ	5920-00-070-8333	276.125	75915	FUSE, CARTRIDGE		EA	1		
1	43	PAHZZ	5961-00-985-9073	2N3053	04713	TRANSISTOR		EA	1		
1	44	PAHZZ	5961-00-931-0152	2N3391	03508	TRANSISTOR		EA	2		
1	45	PAHZZ	5961-00-929-2857	2N3645	34148	TRANSISTOR		EA	1		
1	45	PAHZZ	5961-00-901-4862	1853-0016	28480	TRANSISTOR USED ON S/N 536-01350 AND BELOW		EA	1		
1	46	PAHZZ	5961-00-728-7874	2N3134	28480	TRANSISTOR SELECT		EA	1		
1	46	XDHZZ		1850-0064	28480	TRANSISTOR SELECT		EA	1		
1	47	PAHZZ	5961-00-100-6335	2N4360	34148	TRANSISTOR		EA	1		
1	47	XDHZZ		1855-0068	28480	TRANSISTOR USED ON S/N 536-04858 AND BELOW		EA	1		
1	48	PAHZZ	5961-00-927-2851	2N3478	54590	TRANSISTOR		EA	2		
1	49	PAHZZ	5961-00-955-7708	S15097	13715	TRANSISTOR		EA	2		
1	50	PAHZZ	5961-00-076-6454	1854-0272	28480	TRANSISTOR		EA	1		
1	51	PAHZZ	5961-00-931-6998	1853-0010	28480	TRANSISTOR		EA	2		
1	52	PAHZZ	5961-00-076-6672	2N3855A	80131	TRANSISTOR		EA	3		
1	53	PAHZZ	5905-00-917-0347	CEAT068R1F	75042	RESISTOR, FXD, FILM		EA	2		
1	54	PAHZZ	5905-00-686-3370	RC07GF202J	81349	RESISTOR, FIXED		EA	5		
1	55	XDHZZ		1307GF682J	81349	RESISTOR, FXD, CMPSN		EA	1		
1	56	PAHZZ	5905-00-433-7380	CEAT01132F	75042	RESISTOR, FXD, CMPSN		EA	1		
1	57	PAHZZ	5905-00-981-7530	CEAT01622F	75042	RESISTOR, FXD, FILM SELECT		EA	2		
1	57	PAHZZ	5905-00-976-3418	CEAT04641F	75042	RESISTOR, FXD, FILM SELECT		EA	2		
1	58	PAHZZ	5905-00-974-6084	CEAT01472F	75042	RESISTOR, FXD, FILM		EA	1		
1	59	PAHZZ	5905-00-978-6021	CEAT07310F	75042	RESISTOR, FXD, FILM		EA	1		
1	60	PAHZZ	5905-00-119-3505	CB6835	01121	RESISTOR, FIXED		EA	1		
1	60	PAHZZ	5905-00-686-3356	RC07GF823J	81349	RESISTOR, FIXED USED ON S/N 536-04854 AND BELOW		EA	1		
1	61	XDHZZ		62-210-1	73138	RESISTOR, VAR, WW SELECT		EA	1		
1	61	PAHZZ	5905-00-879-7222	2100-0093	28480	RESISTOR, VARIABL SELECT		EA	1		

SECTION II (1) ILLUSTRATION				TM11-6625-1538-24P							
(a) FIG NO.	(b) ITEM NO.	(2) SMR CODE	(3) NATIONAL STOCK NUMBER	(4) PART NUMBER	(5) FSCM	(6) DESCRIPTION	USABLE ON CODE	(7) U/M	(8) QTY INC IN UNIT		
1	62	PAHZZ	5905-00-683-2246	RC07GF473J	81349	RESISTOR, FIXED		EA	1		
1	63	PAHZZ	5905-00-259-2990	RC20GF226J	81349	RESISTOR, FIXED		EA	2		
1	64	PAHZZ	5905-00-817-7971	RC07GF100J	81349	RESISTOR, FIXED		EA	2		
1	65	PAHZZ	5905-00-922-9920	CEAT02001F	75042	RESISTOR, FXD, FILM		EA	3		
1	66	XDHZZ		CEAT0511F	75042	RESISTOR, FXD, CMPSN		EA	1		
1	66	PAHZZ	5905-00-433-7389	CEAT04530F	75042	RESISTOR, FXD, CMPSN	USED ON S/N 1131A12603 AND BELOW	EA	1		
1	67	PAHZZ	5905-00-998-1793	CEAT03651F	75042	RESISTOR, FXD, FILM		EA	2		
1	68	PAHZZ	5905-00-683-2236	RC07GF391J	81349	RESISTOR, FIXED		EA	2		
1	69	PAHZZ	5905-00-922-9924	CEAT04990F	75042	RESISTOR, FXD, FILM		EA	1		
1	70	PAHZZ	5905-00-723-5251	RC07GF222J	81349	RESISTOR, FIXED		EA	1		
1	71	PAHZZ	5905-00-078-1548	CEAT01963F	75042	RESISTOR, FXD, FILM		EA	1		
1	72	PAHZZ	5905-00-686-9998	RC07GF472J	81349	RESISTOR, FIXED		EA	1		
1	73	PAHZZ	5905-00-904-4409	CEAT01002F	75042	RESISTOR, FXD, FILM		EA	1		
1	74	PAHZZ	5905-00-974-6074	CEAT04643F	75042	RESISTOR, FXD, FILM		EA	1		
1	75	PAHZZ	5905-00-981-7529	MF5CD1000F	19701	RESISTOR, FIXED		EA	2		
1	76	PAHZZ	5905-00-998-1810	CEAT02551F	75042	RESISTOR, FXD, FILM		EA	1		
1	77	PAHZZ	5905-00-683-7721	RC07GF101J	81349	RESISTOR, FIXED		EA	2		
1	78	PAHZZ	5905-00-476-5718	2100-2632	28480	RESISTOR, VARIABL		EA	1		
1	79	PAHZZ	5905-00-836-9968	CEAT010R0F	75042	RESISTOR, FXD, CMPSN		EA	1		
1	80	PAHZZ	5905-00-997-4071	CEAT034R8F	75042	RESISTOR, FXD, FILM		EA	1		
1	81	PAHZZ	5905-00-998-1813	CEAT01910F	75042	RESISTOR, FXD, FILM		EA	1		
1	82	PAHZZ	5905-00-076-6192	CEAT035R7F	75042	RESISTOR, FXD, FILM		EA	1		
1	83	PAHZZ	5905-00-998-1808	CEAT040R2F	75042	RESISTOR, FXD, FILM		EA	1		
1	84	PAHZZ	5905-00-917-0576	0757-0284	28480	RESISTOR, FIXED		EA	1		
1	84	PAHZZ	5905-00-076-6457	2100-1836	28480	RESISTOR, VARIABL	USED ON S/N 0949A11853 AND BELOW	EA	1		
1	85	PAHZZ	5905-00-998-1905	CEAT015ROF	75042	RESISTOR, FXD, FILM		EA	1		
1	86	PAHZZ	5905-00-904-4410	CEAT03011F	75042	RESISTOR, FXD, FILM		EA	2		
1	87	PAHZZ	5905-00-078-1549	CEAT03010F	75042	RESISTOR, FIXED, FILM		EA	1		
1	88	PAHZZ	5905-00-998-1796	CEAT02000F	75042	RESISTOR, FXD, FILM		EA	1		
1	89	XDHZZ		0698-4434	75042	RESISTOR, FXD, FILM	SELECT	EA	1		
1	89	PAHZZ	5905-00-998-1814	CEAT02611F	75042	RESISTOR, FXD, CMPSN	SELECT	EA	1		
1	90	PAHZZ	5905-00-917-0576	CEAT01500F	75042	RESISTOR, FXD, FILM		EA	1		
1	91	PAHZZ	5905-00-998-1807	CEAT01001F	75042	RESISTOR, FXD, FILM		EA	1		
1	92	PAHZZ	5905-00-078-1550	CEAT04872F	75042	RESISTOR, FXD, FILM		EA	1		
1	93	PAHZZ	5905-00-998-1794	CEAT01621F	75042	RESISTOR, FIXED		EA	1		
1	94	PAHZZ	5905-00-683-2238	RC07GF103J	81349	RESISTOR, FIXED		EA	1		
1	95	PAHZZ	5905-00-990-0217	2100-0962	37942	RESISTOR, VARIABL		EA	1		
1	96	PAHZZ	5905-00-997-9579	CEAT05622F	75042	RESISTOR, FXD, FILM		EA	2		
1	97	PAHZZ	5905-00-686-3903	RC07GF333J	81349	RESISTOR, FIXED		EA	1		
1	98	PAHZZ	5905-00-998-1903	CEAT047R5F	75042	RESISTOR, FXD, FILM		EA	1		

SECTION II (1) ILLUSTRATION		TM11-6625-1538-24P						(7)	(8)
(a) FIG NO.	(b) ITEM NO.	(2) SMR CODE	(3) NATIONAL STOCK NUMBER	(4) PART NUMBER	(5) FSCM	(6) DESCRIPTION	USABLE ON CODE	U/M	QTY INC IN UNIT
1	99	PAHZZ	5905-00-998-1914	CEAT09530F	75042	RESISTOR,FXD,FILM		EA	1
1	100	PAHZZ	5905-00-998-1902	CEAT090R9F	75042	RESISTOR,FXD,FILM		EA	1
1	101	PAHZZ	5905-00-946-7554	CEAT03920F	75042	RESISTOR,FXD,FILM		EA	1
1	101	PAHZZ	5905-00-931-1062	0683-3915	28480	RESISTOR,FIXED USED ON S/N 536-01350 AND BELOW		EA	1
1	102	PAHZZ	5905-00-682-4099	RC07GF432J	81349	RESISTOR,FIXED		EA	2
1	103	PAHZZ	5905-00-943-9098	CEAT04752F	75042	RESISTOR,FXD,FILM		EA	1
1	104	PAHZZ	5905-00-051-1883	CEAT01100F	75042	RESISTOR,FXD,FILM OR		EA	1
1	104	PAHZZ	5905-00-897-0599	MF5CD1210F	19701	RESISTOR,FIXED OR		EA	1
1	104	XDHZZ		CEAT01370F	75042	RESISTOR,FXD,FILM OR		EA	1
1	104	PAHZZ	5905-00-078-1547	CEAT01540F	75042	RESISTOR,FXD,FILM OR		EA	1
1	104	PAHZZ	5905-00-981-7529	MF5CD100F	19701	RESISTOR,FXD,FILM		EA	1
1	105	PAHZZ	5905-00-990-5559	CB1525	01121	RESISTOR,FIXED		EA	2
1	105	PAHZZ	5905-00-686-9998	0683-4725	28480	RESISTOR,FXD,CMPNSN USED ON S/N 536-05503 AND BELOW		EA	2
1	106	PAHZZ	5905-00-990-5559	CB1525	01121	RESISTOR,FIXED		EA	1
1	106	PAHZZ	5905-00-686-9998	0683-4725	28480	RESISTOR,FXD,CMPNSN USED ON S/N 536-05503 AND BELOW		EA	1



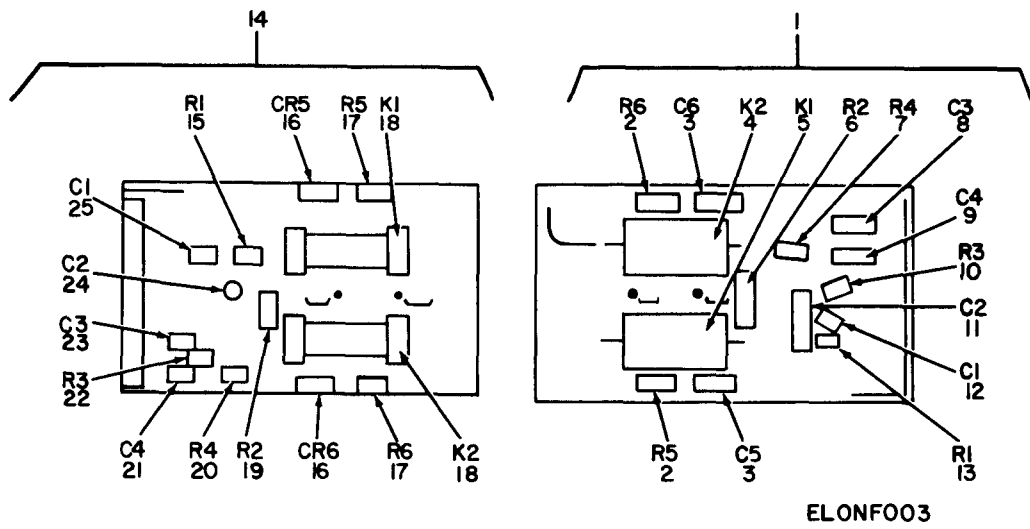
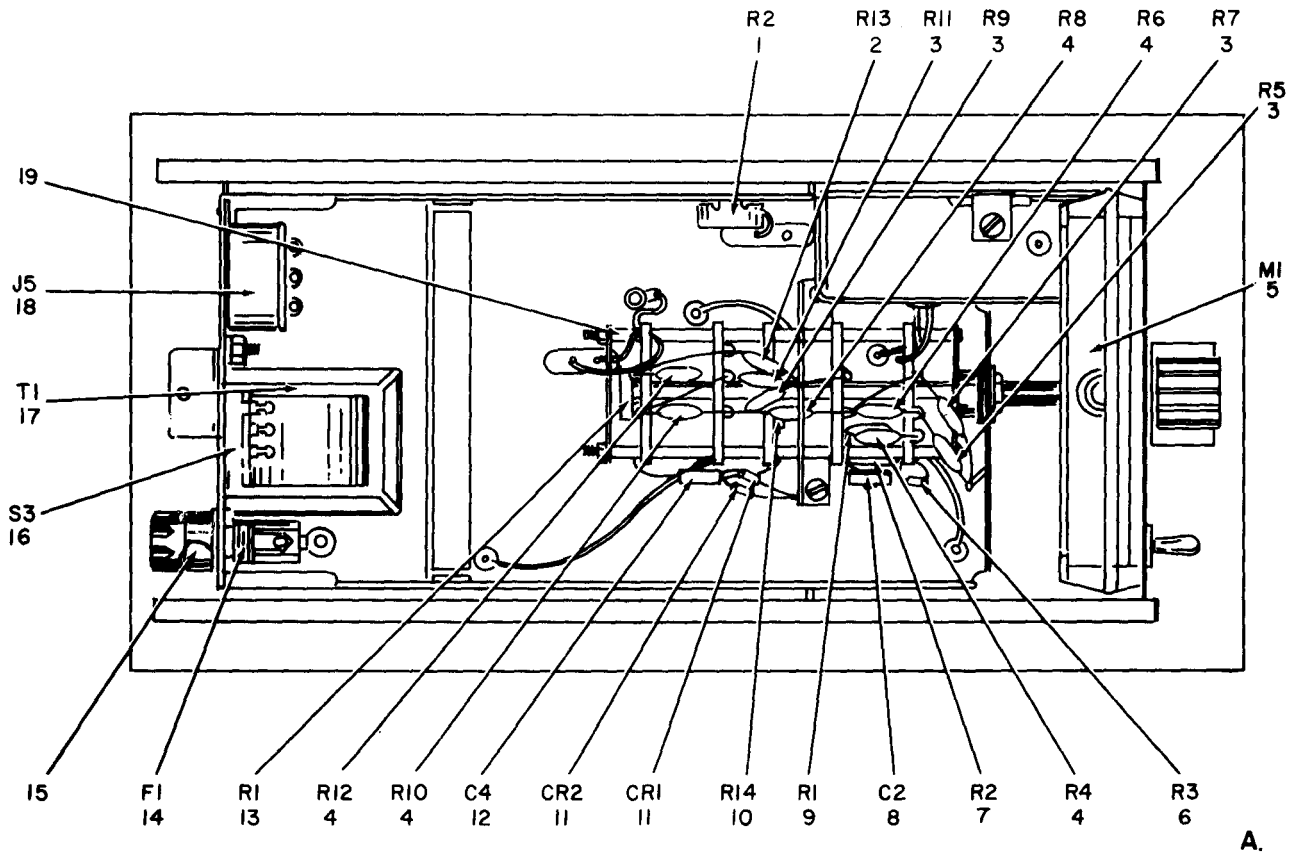


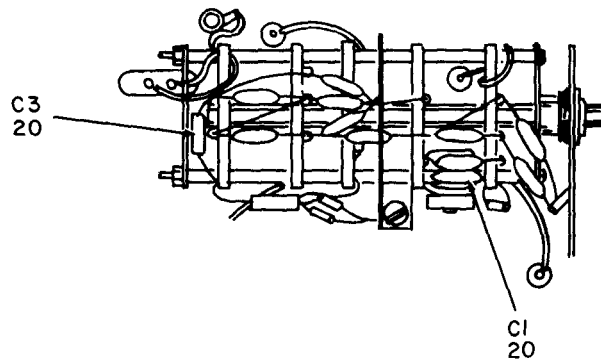
Figure 2. Voltmeter AN/USM-265, ME-459/U, ME-465/U, Input Attenuator Board.



SECTION II (1) ILLUSTRATION				TM11-6625-1538-24P							
(a) FIG NO.	(b) ITEM NO.	(2) SMR CODE	(3) NATIONAL STOCK NUMBER	(4) PART NUMBER	(5) FSCM	(6) DESCRIPTION	(7) USABLE ON CODE	U/M	(8) QTY INC IN UNIT		
2	1	PAHHH	6625-00-077-2396	00400-66502	28480	CIRCUIT CARD ASSY USED ON S/N 1131A12603 AND BELOW		EA	1		
2	2	PAHZZ	5905-00-681-6462	RC07GF102J	81349	RESISTOR, FIXED		EA	2		
2	3	PAHZZ	5910-00-542-2010	TA01P80M20PCT	91418	CAPACITOR, FIXED USED ON S/N 1131A12603 AND BELOW		EA	2		
2	4	XDHZZ		0490-0196	28480	RELAY OR USED ON S/N 536-04253 AND BELOW		EA	1		
2	4	PAHZZ	5945-00-764-2399	0490-0343	28480	RELAY, ARMATURE USED ON S/N 536-04253 AND BELOW		EA	1		
2	4	PAHZZ	5930-00-439-0687	765972	30874	SWITCH, REED		EA	1		
2	5	PAHZZ	5945-00-990-0205	0490-0195	28480	RELAY, REED USED ON S/N 536-04253 AND BELOW		EA	1		
2	5	PAHZZ	5945-00-927-1759	0490-0478	28480	RELAY, RESONANT R USED ON S/N 536-04253 AND BELOW		EA	1		
2	5	XDHZZ		MRR5	28480	RELAY USED ON S/N 536-04253 AND BELOW		EA	1		
2	6	XDHZZ		420F1005C	56289	RESISTOR, FXD, FILM		EA	1		
2	7	XDHZZ		0698-4379	28480	RESISTOR, FXD, FILM OR		EA	1		
2	7	PAHZZ	5905-00-929-2528	0757-0388	28480	RESISTOR, FIXED		EA	1		
2	7	PAHZZ	5905-00-624-4933	CEAT045R3F	75042	RESISTOR, FXD, FILM OR		EA	1		
2	7	XDHZZ		CEAT0039R2F	75042	RESISTOR, FXD, FILM		EA	1		
2	8	PAHZZ	5910-00-430-5685	0160-2208	28480	CAPACITOR, ELECTR		EA	1		
2	8	PAHZZ	5910-00-134-0621	RDM15F471J3S	72699	CAPACITOR, FXD, MICA USED ON S/N 1131A12603 AND BELOW		EA	1		
2	9	PAHZZ	5910-00-852-2656	RDM15F201J3C	00853	CAPACITOR, FIXED		EA	1		
2	10	XDHZZ		MF5CT3317230B	19701	RESISTOR, FXD, FILM		EA	1		
2	11	PAHZZ	5910-00-244-8375	530-000	72982	CAPACITOR, VAR, CER SELECT		EA	1		
2	11	XDHZZ		0120-0407	28480	CAPACITOR, VAR, CER SELECT		EA	1		
2	12	PAHZZ	5910-00-556-1858	841-000-D5203Z	72982	CAPACITOR, FXD, CER		EA	1		
2	13	PAHZZ	5905-00-817-7971	RC07GF100J	81349	RESISTOR, FIXED		EA	1		
2	14	PAHHH	6625-00-165-0473	00400-66512	28480	PRINTED CIRCUIT BD		EA	1		
2	15	PAHZZ	5905-00-817-7971	RC07GF100J	81349	RESISTOR, FIXED		EA	1		
2	16	XDHZZ		0160-3847	28480	SEMICONDUCTOR, DIODE USED ON S/N 1208A14204 AND ABOVE		EA	2		
2	17	PAHZZ	5905-00-681-6462	RC07GF102J	81349	RESISTOR, FIXED		EA	2		
2	18	PAHZZ	5945-00-627-2068	0490-0128	28480	RELAY, ARMATURE USED ON S/N 1131A12604 AND ABOVE		EA	2		
2	19	XDHZZ		420F1005C	56289	RESISTOR, FXD, FILM		EA	1		
2	20	XDHZZ		0698-4379	28480	RESISTOR, FXD, FILM OR		EA	1		
2	20	PAHZZ	5905-00-929-2528	0757-0388	28480	RESISTOR, FIXED		EA	1		
2	20	PAHZZ	5905-00-624-4933	CEAT045R3F	75042	RESISTOR, FXD, FILM OR		EA	1		
2	20	XDHZZ		CEAT0039R2F	75042	RESISTOR, FXD, FILM		EA	1		
2	21	PAHZZ	5910-00-852-2656	RDM15F201J3C	00853	CAPACITOR, FIXED		EA	1		
2	22	XDHZZ		MF6CT3317230B	19701	RESISTOR, FXD, FILM		EA	1		
2	23	PAHZZ	5910-00-430-5685	0160-2208	28480	CAPACITOR, ELECTR		EA	1		
2	23	PAHZZ	5910-00-134-0621	RDM15F471J3S	72699	CAPACITOR, FXD, MICA USED ON S/N 1131A12603 AND BELOW		EA	1		
2	24	PAHZZ	5910-00-244-8375	530-000	72982	CAPACITOR, VAR, CER SELECT		EA	1		
2	24	XDHZZ		0120-0407	28480	CAPACITOR, VAR, CER SELECT		EA	1		
2	25	PAHZZ	5910-00-556-1858	841-000-D5203Z	72982	CAPACITOR, FXD, CER		EA	1		



00400-61902 CHASSIS AND SWITCH COMPONENTS



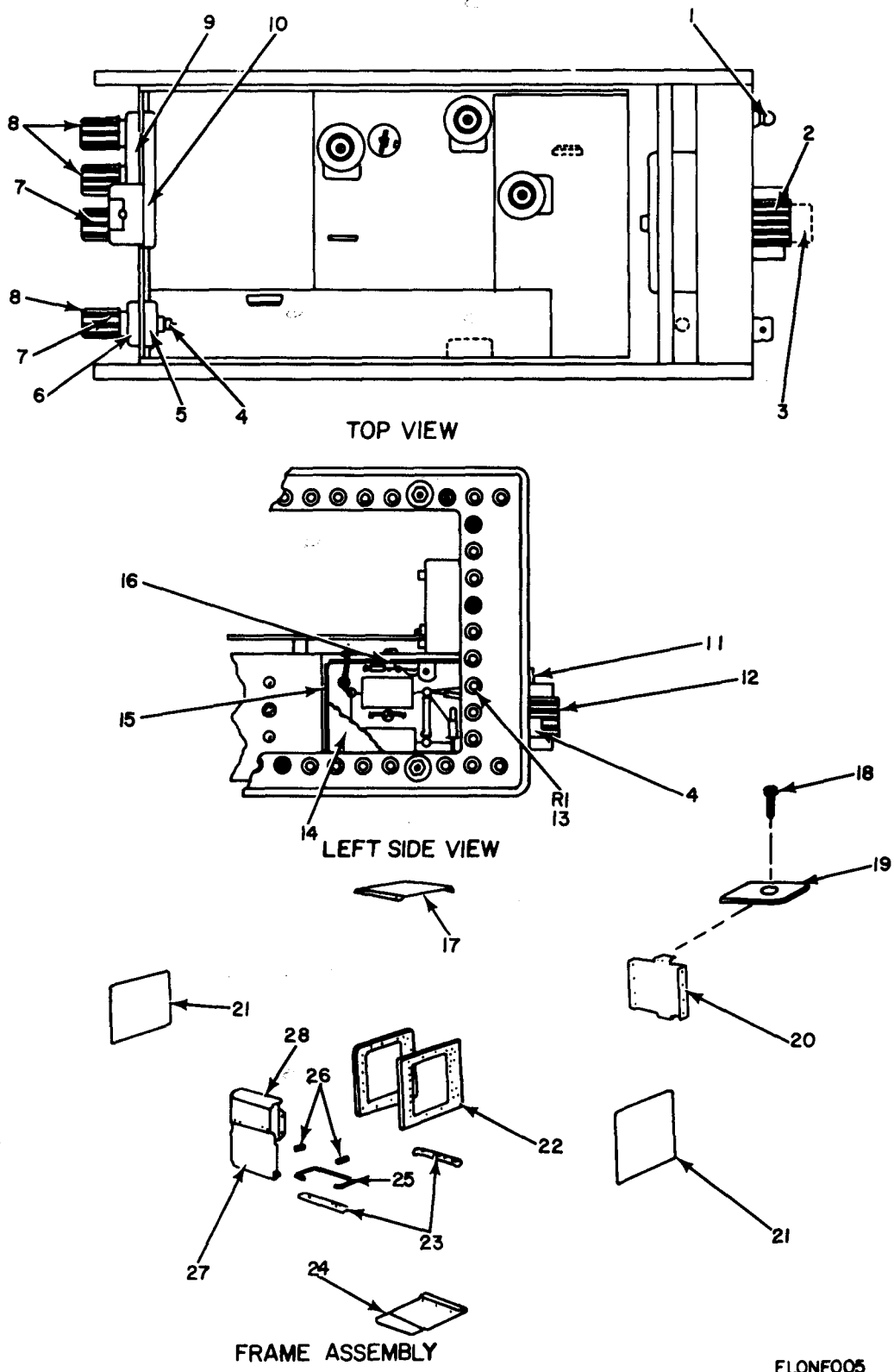
00400-61901 SWITCH S2



ELONF004

Figure 3. Voltmeter AN/USM-265, ME-459/U, ME-465/U, Post Attenuator.

SECTION II (1) ILLUSTRATION		TM11-6625-1538-24P						(7)	(8)
(a) FIG NO.	(b) ITEM NO.	(2) SMR CODE	(3) NATIONAL STOCK NUMBER	(4) PART NUMBER	(5) FSCM	(6) DESCRIPTION	USABLE ON CODE	U/M	QTY INC IN UNIT
3	1	PAHZZ	5905-00-072-0894	2100-0021	28480	RESISTOR,VARIABL		EA	1
3	2	PAHZZ	5905-00-432-9930	MF6CD3189R72B	19701	RESISTOR,FXD,FILM		EA	1
3	3	XDHZZ		MF6CT3277B48B	19701	RESISTOR,FXD,FILM		EA	4
3	4	XDHZZ		MF6CT3410R26B	19701	RESISTOR,FXD,FILM		EA	5
3	5	XDHZZ		1120-1919	28480	METER,LOG	5JD	EA	1
3	5	PAHZZ	6625-00-782-0640	1120-0902	28480	VOLTMETER	5JE,5JF	EA	1
3	6	PAHZZ	5905-00-088-5936	RN70D100F	81349	RESISTOR,FXD,FILM		EA	1
3	7	PAHZZ	5905-00-969-5851	RN60P1210F	81349	RESISTOR,FXD,FILM		EA	1
3	8	XDHZZ	5910-00-577-6173	557-062-C0P0-39R	72982	CAPACITOR,VARIAB		EA	1
3	8	PAHZZ		0160-0181	28480	CAPACITOR,FXD,FILM USED ON S/N 536-00110 AND BELOW		EA	1
3	9	PAHZZ	5905-00-078-8802	RN70D1500F	81349	RESISTOR,FIXED		EA	1
3	10	PAHZZ	5905-00-683-2246	RC07GF473J	81349	RESISTOR,FIXED		EA	1
3	11	XDHZZ		SC5050	03877	SEMICONDUCTOR DEVIC		EA	2
3	12	PAHZZ	5910-00-752-4172	SM4.7NF	14433	CAPACITOR,ELCTLT		EA	1
3	13	PAHZZ	5905-00-433-7376	2100-1723	28480	RESISTOR,VARIABL		EA	1
3	14	PAHZZ	5920-00-881-4636	342014	75915	FUSEHOLDER		EA	1
3	15	PAHZZ	5920-00-280-9545	MDL1/8	71400	FUSE,CARTRIDGE		EA	1
3	16	XDHZZ		3101-1234	82389	SWITCH		EA	1
3	17	PAHZZ	5950-00-987-4779	00400-86901	28480	TRANSFORMER		EA	1
3	18	PAHZZ	5935-00-233-6728	EAC-301	82389	CONNECTOR,RECEPT		EA	1
3	18	PAHZZ	5935-00-058-9423	1251-0148	28480	CONNECTOR,RECEPT USED ON S/N 536-09553 AND BELOW		EA	1
3	19	XDHZZ		00400-61902	28480	SWITCH ASSEMBLY		EA	1
3	20	PAHZZ	5910-00-944-4681	0160-0205	28480	CAPACITOR,FIXED USED ON S/N 1131A12604 AND ABOVE		EA	2
3	21	PAHZZ	6150-01-004-8773	KHS-7041	70903	CABLE ASSEMBLY SELECT		EA	1
3	21	PAHZZ	5995-00-995-9822	8120-0078	28480	CABLE ASSEMBLY SELECT		EA	1



ELONFO05

Figure 4. Voltmeter AN/USM-265, ME-459/U, ME-465/U, Mechanical Parts.

SECTION II (1) ILLUSTRATION		TM11-6625-1538-24P								
(a) FIG NO.	(b) ITEM NO.	(2) SMR CODE	(3) NATIONAL STOCK NUMBER	(4) PART NUMBER	(5) FSCM	(6) DESCRIPTION	(7) USABLE ON CODE	U/M	(8) QTY INC IN UNIT	
4	1	PAHZZ	5930-00-058-9082	8928KC1	88140	SWITCH,TOGGLE		EA	1	
4	1	PAHZZ	5930-00-977-1760	3101-0033	28480	SWITCH,SLIDE USED ON S/N 94909753 AND BELOW		EA	1	
4	2	PAOZZ	5355-00-908-9402	0370-0113	28480	KNOB		EA	1	
4	3	PAOZZ	5355-00-908-9418	0370-0114	28480	KNOB		EA	1	
4	4	PAHZZ	5935-00-897-9351	30384-1	95712	CONNECTOR,RECEPT		EA	1	
4	5	PAHZZ	5970-00-269-7037	0340-0086	28480	INSULATOR,PLATE		EA	1	
4	6	XDHZZ		5000-8571	28480	INSULATOR,FRONT		EA	1	
4	7	PAHZZ	5940-00-829-1330	5060-0635	28480	POST,BDG,ELEC,BLACK		EA	2	
4	8	PAHZZ	5940-00-080-6160	5060-0634	28480	POST,BINDING,ELE		EA	3	
4	9	PAHZZ	5970-00-080-9780	0340-0091	28480	INSULATOR,PLATE		EA	1	
4	10	PAHZZ	5970-00-914-3897	0348-0087	28480	INSULATOR,REAR		EA	1	
4	11	PAHZZ	6240-00-183-0018	599-125	72765	LAMP,CARTRIDGE		EA	1	
4	12	PAOZZ	5355-00-919-9953	0370-0112	28480	KNOB		EA	1	
4	13	PAHZZ	5905-00-171-1998	RC20GF333J	81349	RESISTOR,FIXED		EA	1	
4	14	XDHZZ		00400-04101	28480	COVER,SHIELD		EA	1	
4	15	XDHZZ		00400-05501	28480	SHIELD,BOX		EA	1	
4	16	XDHZZ		5040-4503	28480	GROMMET		EA	1	
4	17	XDHZZ		00400-64103	28480	COVER,TOP (BRN)OR		EA	1	
4	17	XDHZZ		00400-64102	28480	COVER,TOP (BLUE)		EA	1	
4	18	XDHZZ		2370-0013	83383	SCREW		EA	2	
4	19	XDHZZ		C-8020-632-24B	78553	NUT,SHEET SPRING		EA		
4	20	XDHZZ		00400-00211	28480	PANEL,REAR		EA	1	
4	21	XDHZZ		5000-8565	28480	COVER,SIDE (BRN) OR		EA	2	
4	21	XDHZZ	5340-00-978-5186	5000-0703	28480	COVER,SIDE BLUE		EA		
4	22	XDHZZ	6625-00-412-1207	5060-0703	28480	FRAME ASSEMBLY		EA	2	
4	23	XDHZZ	5340-00-987-0006	5060-0727	28480	FOOT ASSEMBLY		EA	2	
4	24	XDHZZ		5000-0571	28480	COVER,BOT (BRN) OR		EA	1	
4	24	XDHZZ	4931-00-565-0096	5000-0711	28480	COVER,BOTTOM (BLUE)		EA	1	
4	25	XDHZZ	5340-00-132-3672	1490-0031	28480	HANDLE,BAIL		EA	1	
4	26	XDHZZ	5340-00-978-7859	5040-0700	28480	BAIL,CABINET	5JD	EA	2	
4	27	XDHZZ		00400-00219	28480	PANEL,FR (BROWN) OR	5JD	EA	1	
4	27	XDHZZ		00400-00221	28480	PANEL,FR (BROWN) OR	5JD	EA	1	
4	27	XDHZZ		00400-00204	28480	PANEL,FR (BLUE) OR	5JD	EA	1	
4	27	XDHZZ		00400-00205	28480	PANEL,FRONT (BLUE)	5JD	EA	1	
4	27	XDHZZ		00400-00203	28480	PANEL,FR (BLUE ) OR	5JE	EA	1	
4	27	XDHZZ		00400-00220	28480	PANEL,FR (BROWN) OR	5JE	EA	1	
4	27	XDHZZ		00400-00217	28480	PANEL,FR (BRN) OR	5JF	EA	1	
4	27	XDHZZ		00400-00201	28480	PANEL,FR (BLUE) OR	5JF	EA	1	
4	28	XDHZZ		5020-6852	28480	METER,TRIM (BRN) OR		EA	1	

SECTION II (1) ILLUSTRATION		(2)	(3)	TM11-6625-1538-24P (4)	(5)	(6)	(7)	(8)
FIG NO.	ITEM NO.	SMR CODE	NATIONAL STOCK NUMBER	PART NUMBER	FSCM	DESCRIPTION	USABLE ON CODE	QTY INC IN UNIT
4	28	XDZZ	6625-00-230-4155	5020-5388	28480	TRIMMER, METER		EA 1

NOTE: LATEST NATIONAL STOCK NUMBER AND PART NUMBER ASSIGNMENTS ARE INCLUDED AT END OF INDEX

STOCK NUMBER	FIGURE NO.	ITEM NO.	STOCK NUMBER	FIGURE NO.	ITEM NO.
5910-00-007-2002	1	27	5905-00-817-7971	2	13
5905-00-051-1883	1	104	5905-00-817-7971	2	15
5910-00-053-1342	1	24	5940-00-829-1330	4	7
5910-00-053-1342	1	25	5905-00-836-9968	1	79
5930-00-058-9082	4	1	5910-00-851-6017	1	28
5935-00-058-9423	3	18	5910-00-852-2655	1	23
5910-00-061-7119	1	7	5910-00-852-2656	2	9
5910-00-064-3446	1	15	5910-00-852-2656	2	21
5920-00-070-8333	1	42	5910-00-852-3015	1	17
5905-00-072-0894	3	1	5910-00-852-3031	1	26
5905-00-076-6192	1	82	5910-00-864-8416	1	9
5961-00-076-6454	1	50	5905-00-879-7222	1	61
5905-00-076-6457	1	84	5920-00-881-4636	3	14
5910-00-076-6493	1	24	5910-00-889-4854	1	12
5961-00-076-6672	1	52	5905-00-897-0599	1	104
6625-00-077-2396	2	1	5935-00-897-9351	4	4
6625-00-077-2397	1	1	5961-00-901-4862	1	45
5961-00-078-1543	1	33	5905-00-904-4409	1	73
5961-00-078-1544	1	37	5905-00-904-4410	1	86
5905-00-078-1547	1	104	5355-00-908-9402	4	2
5905-00-078-1550	1	92	5355-00-908-9418	4	3
5905-00-078-8802	3	9	5910-00-914-2604	1	30
5940-00-080-6160	4	8	5910-00-914-2606	1	10
5970-00-080-9780	4	9	5970-00-914-3897	4	10
5905-00-088-5936	3	6	5905-00-917-0347	1	53
5961-00-100-6335	1	47	5905-00-917-0576	1	84
5905-00-119-3505	1	60	5905-00-917-0576	1	90
5910-00-127-1433	1	20	5355-00-919-9953	4	12
5910-00-134-0621	1	20	5905-00-922-9920	1	65
5910-00-134-0621	2	8	5905-00-922-9924	1	69
5910-00-134-0621	2	23	5945-00-927-1759	2	5
6625-00-165-0473	2	14	5961-00-927-2851	1	48
5905-00-171-1998	4	13	5961-00-927-5507	1	39
6240-00-183-0018	4	11	5905-00-929-2528	2	7
6625-00-230-4155	4	28	5905-00-929-2528	2	20
5935-00-233-6728	3	18	5961-00-929-2857	1	45
5905-00-259-2990	1	63	5910-00-929-7761	1	4
5970-00-269-7037	4	5	5961-00-931-0152	1	44
5920-00-280-9545	3	15	5905-00-931-1062	1	101
6625-00-412-1207	4	22	5961-00-931-6996	1	38
5910-00-430-5685	2	8	5961-00-931-6998	1	51
5910-00-430-5685	2	23			
5905-00-432-9930	3	2	5905-00-943-9098	1	103
5905-00-433-7376	3	13	5910-00-944-4681	3	20
5930-00-439-0687	2	4	5905-00-946-7554	1	101
5961-00-460-5715	1	41	5910-00-950-6822	1	16
5905-00-476-5718	1	78	5961-00-955-7708	1	49
5910-00-542-2010	2	3	5910-00-957-8578	1	20
5910-00-556-1858	2	12	5905-00-969-5851	3	7
5910-00-556-1858	2	25	5905-00-974-6074	1	74
5910-00-577-6173	3	8	5905-00-974-6084	1	58
5905-00-624-4933	2	7	5905-00-976-3418	1	57
5905-00-624-4933	2	20	5930-00-977-1760	4	1
5945-00-627-2068	2	18	5905-00-978-6021	1	59
5905-00-681-6462	2	2	5961-00-978-7468	1	34
5905-00-681-6462	2	17	5340-00-978-7859	4	26
5905-00-682-4099	1	102	5905-00-981-7529	1	75
5905-00-683-2236	1	68	5905-00-981-7529	1	104
5905-00-683-2238	1	94	5905-00-981-7530	1	57
5905-00-683-2246	1	62	5961-00-985-9073	1	43
5905-00-683-2246	3	10	5950-00-987-4779	3	17
5905-00-683-7721	1	77	5945-00-990-0205	2	5
5905-00-686-3356	1	60	5905-00-990-0217	1	95
5905-00-686-3370	1	54	5905-00-990-5559	1	105
5905-00-686-3903	1	97	5905-00-990-5559	1	106
5905-00-686-9998	1	72	5995-00-995-9822	3	21
5905-00-686-9998	1	105	5995-00-997-4071	1	80
5905-00-686-9998	1	106	5905-00-997-9579	1	96
5961-00-717-3670	1	35	5905-00-998-1793	1	67
5905-00-723-5251	1	70	5905-00-998-1794	1	93
5961-00-728-7874	1	46	5905-00-998-1796	1	88
5910-00-752-4172	1	6	5905-00-998-1807	1	91
5910-00-752-4172	3	12	5905-00-998-1808	1	83
5910-00-764-2365	1	22	5905-00-998-1810	1	76
5945-00-764-2399	2	4	5905-00-998-1813	1	81
5910-00-766-6271	1	2	5905-00-998-1902	1	100
5910-00-774-7319	1	10	5905-00-998-1903	1	98
6625-00-782-0640	3	5	5905-00-998-1905	1	85
5910-00-784-0927	1	3	5905-00-998-1914	1	99
5905-00-817-7971	1	64	6150-01-004-8773	3	21

PART NUMBER	FSCM	FIG. NO.	ITEM NO.	PART NUMBER	FSCM	FIG. NO.	ITEM NO.
C-8020-632-24B	78553	4	19	RC20GF226J	81349	1	63
CB1525	1121	1	105	RC20GF333J	81349	4	13
CB1525	1121	1	106	RDM15C120J5C	853	1	20
CB6835	1121	1	60	RDM15C150J5C	853	1	23
CD35727	15818	1	38				
CEAT0039R2F	75042	2	7				
CEAT0039R2F	75042	2	20	RDM15C201J3C	853	1	19
CEAT010ROF	75042	1	79				
CEAT01001F	75042	1	91				
CEAT01002F	75042	1	73	RDM15E820J3C	72136	1	10
CEAT01100F	75042	1	104	RDM15F111J3C	72136	1	10
CEAT01132F	75042	1	56	RDM15F201J3C	853	2	9
CEAT01370F	75042	1	104	RDM15F201J3C	853	2	21
CEAT01472F	75042	1	58	RDM15F471J3S	72699	2	8
CEAT015ROF	75042	1	85	RDM15F471J3S	72699	2	23
CEAT01500F	75042	1	90	RN60P1210F	81349	3	7
CEAT01540F	75042	1	104	RN70D100F	81349	3	6
CEAT01621F	75042	1	93	RN70D1500F	81349	3	9
CEAT01622F	75042	1	57	SC5050	3877	3	11
CEAT01910F	75042	1	81	SG5178	3877	1	35
CEAT01963F	75042	1	71	SML- .8NF	14433	1	7
CEAT02000F	75042	1	88	SM4 .7NF	14433	3	12
CEAT02001F	75042	1	65	SM4- .7NF	14433	1	6
CEAT02551F	75042	1	76	S15097	13715	1	49
CEAT02611F	75042	1	89	S210939-138	4713	1	33
CEAT03010F	75042	1	87	S210939-251	6486	1	36
CEAT03011F	75042	1	86	S210939-94	4713	1	40
CEAT034R8F	75042	1	80				
CEAT035R7F	75042	1	82	TA01P80M20PCT	91418	2	3
CEAT03651F	75042	1	67	00400-00201	28480	4	27
CEAT03920F	75042	1	101	00400-00203	28480	4	27
CEAT040R2F	75042	1	83	00400-00204	28480	4	27
CEAT045R3F	75042	2	7	00400-00205	28480	4	27
CEAT045R3F	75042	2	20	00400-00211	28480	4	20
CEAT04530F	75042	1	66	00400-00217	28480	4	27
CEAT04641F	75042	1	57	00400-00219	28480	4	27
CEAT04643F	75042	1	74	00400-00220	28480	4	27
CEAT047R5F	75042	1	98	00400-00221	28480	4	27
CEAT04752F	75042	1	103	00400-04101	28480	4	14
CEAT04872F	75042	1	92	00400-05501	28480	4	15
CEAT04990F	75042	1	69	00400-61902	28480	3	19
CEAT0511F	75042	1	66	00400-64102	28480	4	17
CEAT05622F	75042	1	96	00400-64103	28480	4	17
CEAT068R1F	75042	1	53	00400-66501	28480	1	1
CEAT07310F	75042	1	59	00400-66502	28480	2	1
CEAT090R9F	75042	1	100	00400-66511	28480	1	1
CEAT09530F	75042	1	99	00400-66512	28480	2	14
D3072	93332	1	34	00400-66521	28480	1	1
D6238	93332	1	32	00400-86901	28480	3	17
EAC-301	82389	3	18	0120-0407	28480	2	11
FZ1641	34148	1	41	0120-0407	28480	2	24
GA2-2PPFORM10PCT	78468	1	21	0130-0016	28480	1	22
KHS-7041	70903	3	21	0140-0199	28480	1	30
K100J108	81856	1	11	0140-0201	28480	1	31
MDL1/8	71400	3	15	0150-0050	28480	1	3
MF5CD100F	19701	1	104	0150-0121	28480	1	16
MF5CD1000F	19701	1	75	0160-0181	28480	3	8
MF5CD1210F	19701	1	104	0160-0205	28480	3	20
MF5CT3317230B	19701	2	10	0160-2208	28480	2	8
MF6CD3189R72B	19701	3	2	0160-2208	28480	2	23
MF6CT3277B48B	19701	3	3	0160-3847	28480	2	16
MF6CT3317230B	19701	2	22	0340-0086	28480	4	5
MF6CT3410R26B	19701	3	4	0340-0091	28480	4	9
MRR5	28480	2	5	0348-0087	28480	4	10
RC07GF100J	81349	1	64	0370-0112	28480	4	12
RC07GF100J	81349	2	13	0370-0113	28480	4	2
RC07GF100J	81349	2	15	0370-0114	28480	4	3
RC07GF101J	81349	1	77	0490-0128	28480	2	18
RC07GF102J	81349	2	2	0490-0195	28480	2	5
RC07GF102J	81349	2	17	0490-0196	28480	2	4
RC07GF103J	81349	1	94	0490-0343	28480	2	4
RC07GF202J	81349	1	54	0490-0478	28480	2	5
RC07GF222J	81349	1	70	0683-3915	28480	1	101
RC07GF333J	81349	1	97	0683-4725	28480	1	105
RC07GF391J	81349	1	68	0683-4725	28480	1	106
RC07GF432J	81349	1	102	0698-4379	28480	2	7
RC07GF472J	81349	1	72	0698-4379	28480	2	20
RC07GF473J	81349	1	62	0698-4434	75042	1	89
RC07GF473J	81349	3	10	0757-0284	28480	1	84
RC07GF823J	81349	1	60	0757-0388	28480	2	7



SECTION IV  
NATIONAL STOCK NUMBER AND PART NUMBER INDEX

PART NUMBER	FSCM	FIG. NO.	ITEM NO.	PART NUMBER	FSCM	FIG. NO.	ITEM NO.
0757-0388	28480	2	20	30D1C7G015DC2	56289	1	5
1120-0902	28480	3	5	30D346G006BB4	56289	1	28
1120-1919	28480	3	5	30D36978	56289	1	2
1251-0148	28480	3	18	30D59DSM	56289	1	17
1307GF682J	81349	1	55	30384-1	95712	4	4
1490-0031	28480	4	25	3101-0033	28480	4	1
15D224Y9035A2	56289	1	14	3101-1234	82389	3	16
15D226X9035R2	56289	1	24	342014	75915	3	14
150D186X9035R2	56289	1	25	39D507G010EJ4	56289	1	15
150D186Y9035R2	56289	1	24	40DD36039	56289	1	4
150D196X503R2	56289	1	24	420F1005C	56289	2	6
150D206X9035R2	56289	1	24	420F1005C	56289	2	19
150D225X0020A2	56289	1	27	5000-0571	28480	4	24
150D406X501B2	56289	1	26	5000-0703	28480	4	21
1850-0064	28480	1	46	5000-0711	28480	4	24
1853-0010	28480	1	51	5000-8565	28480	4	21
1853-0016	28480	1	45	5000-8571	28480	4	6
1854-0272	28480	1	50	5020-5388	28480	4	28
1855-0068	28480	1	47	5020-6852	28480	4	28
1901-0347	28480	1	39	5040-0700	28480	4	26
1902-0182	28480	1	37	5040-4503	28480	4	16
2N3053	04713	1	43	5060-0634	28480	4	8
2N3134	28480	1	46	5060-0635	28480	4	7
2N3391	03508	1	44	5060-0703	28480	4	22
2N3478	54590	1	48	5060-0727	28480	4	23
2N3645	34148	1	45				
2N3855A	80131	1	52				
2N4360	34148	1	47	538-006	72982	1	22
2100-0021	28480	3	1	557-062-C0P0-39R	72982	3	8
2100-0093	28480	1	61	599-125	72765	4	11
2100-0962	37942	1	95	62-210-1	73138	1	61
2100-1723	28480	3	13	765972	30874	2	4
2100-1836	28480	1	84	801-000Y5S-202M	72982	1	29
2100-2632	28480	1	78	8120-0078	28480	3	21
2370-0013	83383	4	18	841-000-D5203Z	72982	2	12
276.125	75915	1	42	841-000-D5203Z	72982	2	25
30D105G025BA2-DSM	56289	1	9	845-222Y5V0-1042	72892	1	8
30D106G025BB4	56289	1	12	8928KC1	88140	4	1

LATEST NATIONAL STOCK NUMBER ASSIGNMENTS

STOCK NUMBER	FIG. NO.	ITEM NO.	STOCK NUMBER	FIG. NO.	ITEM NO.
5910-00-064-3446	1	14			
5910-00-068-3923	1	20	4931-00-591-0162	1	1
5910-00-068-3923	1	31	5910-00-728-2215	1	8
5910-00-068-3923	1	13	5910-00-852-2987	1	29
5905-00-078-1548	1	71			
5910-00-244-8375	2	11			
5910-00-244-8375	2	24	5910-00-931-6190	1	18
5905-00-433-7389	1	66	5905-00-998-1814	1	89

LATEST PART NUMBER ASSIGNMENTS

PART NUMBER	FSCM	FIG. NO.	ITEM NO.	PART NUMBER	FSCM	FIG. NO.	ITEM NO.
CM05ED240J03	81349	1	20	TA0-UFP80M20PCT	91418	1	18
CM10CD180J03	81349	1	20	530-000	72982	2	11
CM10ED390G03	81349	1	13	530-000	72982	2	24
CM10FD201G03	81349	1	20				

ADDITIONAL LATEST NATIONAL STOCK NUMBER ASSIGNMENTS

STOCK NUMBER	FIG. NO.	ITEM NO.
5905-00-078-1549	1	87
5340-00-132-3672	4	25
5905-00-433-7380	1	56
4931-00-565-0096	4	24
5340-00-978-5186	4	21
5340-00-987-0006	4	23



By Order of the Secretary of the Army:

BERNARD W. ROGERS  
*General, United States Army*  
*Chief of Staff*

Official:

J. C. PENNINGTON  
*•Brigadier General, United States Army*  
*The Adjutant General*

Distribution:

*Active Army*

USAINSCOM (2)	Units org under fol TOE: 1 ea.
OS Maj Cored (2)	11-15
HQ 7th Sig Cored (3)	11-45
USACC (5)	11-97
USACC—EUR (3)	11-98
USACC—PAC (3)	11-302
USACC—Japan (5)	11-303
USACC Sig Gp, Okinawa (3)	11-347
USACC Sig Gp, Taiwan (2)	11-357
USACC Sig Bale, Korea (3)	11-367
USACC Comm Op Fat, Korea (3)	11-368
TECOM (2)	11-377
Eighth USA (3)	11-500 (AA-AC)
USACSA (2)	29-118
SAAD (10)	29-136
TOAD (10)	29-137
LBAD (2)	
HISA (Ft Monmouth) (33)	
USA ASCOM Dep (3)	
USA Cp Carroll Dep (2)	

*ARNG & USAR: None.*

For explanation of abbreviations used, see AR 310-50.



# SOMETHING WRONG WITH THIS MANUAL?

THEN...JOT DOWN THE DOPE ABOUT IT ON THIS FORM, TEAR IT OUT, FOLD IT AND DROP IT IN THE MAIL!

FROM: (YOUR UNIT'S COMPLETE ADDRESS)

Commander  
Stateside Army Depot  
ATTN: AMSTA-US  
Stateside, N.J. 07703

DATE 10 July 1975

PUBLICATION NUMBER

TM 11-5840-340-12

DATE

23 Jan 74

TITLE

Radar Set AN/SPG-76

BE EXACT...PIN-POINT WHERE IT IS

IN THIS SPACE TELL WHAT IS WRONG AND WHAT SHOULD BE DONE ABOUT IT:

PAGE NO.	PARA-GRAPH	FIGURE NO.	TABLE NO.
----------	------------	------------	-----------

2-25	2-28		
------	------	--	--

Recommend that the installation antenna alignment procedure be changed throughout to specify a 2° IFF antenna lag rather than 1°.

REASON: Experience has shown that with only a 1° lag, the antenna servo system is too sensitive to wind gusting in excess of 25 knots, and has a tendency to rapidly accelerate and decelerate as it hunts, causing strain to the drive train. Hunting is minimized by adjusting the lag to 2° without degradation of operation.

3-10	3-3		
------	-----	--	--

			3-1
--	--	--	-----

Item 5, Function column. Change "2 db" to "3db."

REASON: The adjustment procedure for the TRANS POWER FAULT indicator calls for a 3 db (500 watts) adjustment to light the TRANS POWER FAULT indicator.

5-6	5-8		
-----	-----	--	--

			F03
--	--	--	-----

Add new step f.1 to read, "Replace cover plate removed in step e.1, above."

REASON: To replace the cover plate.

Zone C 3. On J1-2, change "+24 VDC to "+5 VDC."

REASON: This is the output line of the 5 VDC power supply. + 24 VDC is the input voltage.

TEAR ALONG DOTTED LINE

TYPED NAME, GRADE OR TITLE, AND TELEPHONE NUMBER

SSG I. M. DeSpirito 999-1776

SIGN HERE:

*SSG I. M. DeSpirito*

DA FORM 2028-2 (TEST)

P.S.--IF YOUR OUTFIT WANTS TO KNOW ABOUT YOUR MANUAL "FIND," MAKE A CARBON COPY OF THIS AND GIVE IT TO YOUR HEADQUARTERS.

HISA 1686-75





# SOMETHING WRONG WITH THIS MANUAL?

THEN . . . JOT DOWN THE DOPE ABOUT IT ON THIS FORM, TEAR IT OUT, FOLD IT AND DROP IT IN THE MAIL!

FROM: (YOUR UNIT'S COMPLETE ADDRESS)

DATE

PUBLICATION NUMBER

DATE

TITLE

BE EXACT. . . PIN-POINT WHERE IT IS

IN THIS SPACE TELL WHAT IS WRONG AND WHAT SHOULD BE DONE ABOUT IT:

PAGE NO.	PARA-GRAPH	FIGURE NO.	TABLE NO.
----------	------------	------------	-----------

TEAR ALONG DOTTED LINE

TYPED NAME, GRADE OR TITLE, AND TELEPHONE NUMBER

SIGN HERE:

FILL IN YOUR  
UNIT'S ADDRESS

FOLD BACK

DEPARTMENT OF THE ARMY

OFFICIAL BUSINESS

Commander  
US Army Communications and  
Electronics Materiel Readiness Command  
ATTN: DRSEL-MA-Q  
Fort Monmouth, New Jersey 07703

FOLD BACK

TEAR ALONG DOTTED LINE

RECOMMENDED CHANGES TO EQUIPMENT TECHNICAL MANUALS



# SOMETHING WRONG WITH THIS MANUAL?

THEN . . . JOT DOWN THE DOPE ABOUT IT ON THIS FORM, TEAR IT OUT, FOLD IT AND DROP IT IN THE MAIL!

FROM: (YOUR UNIT'S COMPLETE ADDRESS)

DATE

PUBLICATION NUMBER

DATE

TITLE

BE EXACT . . . PIN-POINT WHERE IT IS

IN THIS SPACE TELL WHAT IS WRONG AND WHAT SHOULD BE DONE ABOUT IT:

PAGE NO.	PARA-GRAPH	FIGURE NO.	TABLE NO.
----------	------------	------------	-----------

TEAR ALONG DOTTED LINE

TYPED NAME, GRADE OR TITLE, AND TELEPHONE NUMBER

SIGN HERE:

DA FORM 2028-2 (TEST)  
1 AUG 74

P.S.--IF YOUR OUTFIT WANTS TO KNOW ABOUT YOUR MANUAL "FIND," MAKE A CARBON COPY OF THIS AND GIVE IT TO YOUR HEADQUARTERS.



FILL IN YOUR  
UNIT'S ADDRESS

FOLD BACK

DEPARTMENT OF THE ARMY

OFFICIAL BUSINESS

Commander  
US Army Communications and  
Electronics Materiel Readiness Command  
ATTN: DRSEL-MA-Q  
Fort Monmouth, New Jersey 07703

FOLD BACK

TEAR ALONG DOTTED LINE



# SOMETHING WRONG WITH THIS MANUAL?

THEN... JOT DOWN THE DOPE ABOUT IT ON THIS FORM, TEAR IT OUT, FOLD IT AND DROP IT IN THE MAIL!

FROM: (YOUR UNIT'S COMPLETE ADDRESS)

DATE

PUBLICATION NUMBER

DATE

TITLE

BE EXACT... PIN-POINT WHERE IT IS

IN THIS SPACE TELL WHAT IS WRONG AND WHAT SHOULD BE DONE ABOUT IT:

PAGE NO.

PARA-GRAPH

FIGURE NO.

TABLE NO.

TEAR ALONG DOTTED LINE

TYPED NAME, GRADE OR TITLE, AND TELEPHONE NUMBER

SIGN HERE:

FILL IN YOUR  
UNIT'S ADDRESS

FOLD BACK

DEPARTMENT OF THE ARMY

OFFICIAL BUSINESS

Commander  
US Army Communications and  
Electronics Materiel Readiness Command  
ATTN: DRSEL-MA-Q  
Fort Monmouth, New Jersey 07703

FOLD BACK

TEAR ALONG DOTTED LINE

# THE METRIC SYSTEM AND EQUIVALENTS

## WEIGHT MEASURE

1 Centimeter = 10 Millimeters = 0.01 Meters = 0.3937 Inches  
 1 Meter = 100 Centimeters = 1000 Millimeters = 39.37 Inches  
 1 Kilometer = 1000 Meters = 0.621 Miles

## WEIGHTS

1 Gram = 0.001 Kilograms = 1000 Milligrams = 0.035 Ounces  
 1 Kilogram = 1000 Grams = 2.2 lb.  
 1 Metric Ton = 1000 Kilograms = 1 Megagram = 1.1 Short Tons

## LIQUID MEASURE

1 Milliliter = 0.001 Liters = 0.0338 Fluid Ounces  
 1 Liter = 1000 Milliliters = 33.82 Fluid Ounces

## SQUARE MEASURE

1 Sq. Centimeter = 100 Sq. Millimeters = 0.155 Sq. Inches  
 1 Sq. Meter = 10,000 Sq. Centimeters = 10.76 Sq. Feet  
 1 Sq. Kilometer = 1,000,000 Sq. Meters = 0.386 Sq. Miles

## CUBIC MEASURE

1 Cu. Centimeter = 1000 Cu. Millimeters = 0.06 Cu. Inches  
 1 Cu. Meter = 1,000,000 Cu. Centimeters = 35.31 Cu. Feet

## TEMPERATURE

$5/9(^{\circ}\text{F} - 32) = ^{\circ}\text{C}$   
 212° Fahrenheit is equivalent to 100° Celsius  
 90° Fahrenheit is equivalent to 32.2° Celsius  
 32° Fahrenheit is equivalent to 0° Celsius  
 $9/5^{\circ}\text{C} + 32 = ^{\circ}\text{F}$

## APPROXIMATE CONVERSION FACTORS

TO CHANGE	TO	MULTIPLY BY
Inches	Centimeters	2.540
Feet	Meters	0.305
Yards	Meters	0.914
Miles	Kilometers	1.609
Square Inches	Square Centimeters	6.451
Square Feet	Square Meters	0.093
Square Yards	Square Meters	0.836
Square Miles	Square Kilometers	2.590
Acres	Square Hectometers	0.405
Cubic Feet	Cubic Meters	0.028
Cubic Yards	Cubic Meters	0.765
Fluid Ounces	Milliliters	29.573
its	Liters	0.473
arts	Liters	0.946
allons	Liters	3.785
Ounces	Grams	28.349
Pounds	Kilograms	0.454
Short Tons	Metric Tons	0.907
Pound-Feet	Newton-Meters	1.356
Pounds per Square Inch	Kilopascals	6.895
Miles per Gallon	Kilometers per Liter	0.425
Miles per Hour	Kilometers per Hour	1.609

TO CHANGE	TO	MULTIPLY BY
Centimeters	Inches	0.394
Meters	Feet	3.280
Meters	Yards	1.094
Kilometers	Miles	0.621
Square Centimeters	Square Inches	0.155
Square Meters	Square Feet	10.764
Square Meters	Square Yards	1.196
Square Kilometers	Square Miles	0.386
Square Hectometers	Acres	2.471
Cubic Meters	Cubic Feet	35.315
Cubic Meters	Cubic Yards	1.308
Milliliters	Fluid Ounces	0.034
Liters	Pints	2.113
Liters	Quarts	1.057
ers	Gallons	0.264
ms	Ounces	0.035
ograms	Pounds	2.205
Metric Tons	Short Tons	1.102
Newton-Meters	Pounds-Feet	0.738
Kilopascals	Pounds per Square Inch	0.145
ometers per Liter	Miles per Gallon	2.354
ometers per Hour	Miles per Hour	0.621



**PIN: 017977-000**